
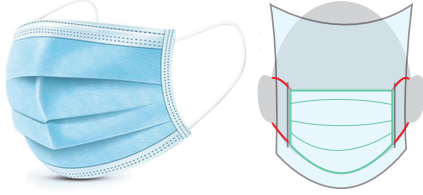


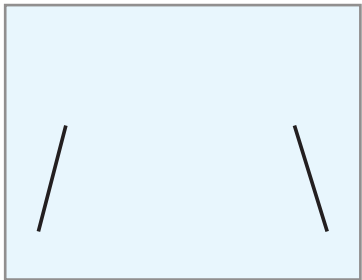
# FAST FACE SHIELDS

USING TRANSPARENCY FILM OR SHEET PROTECTORS

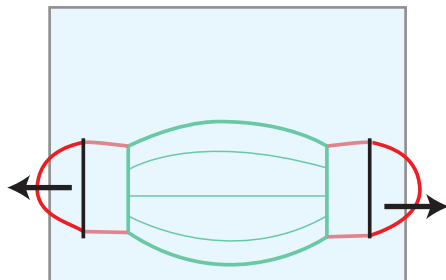
## Surgical Mask full face shield



length of cut = height of mask

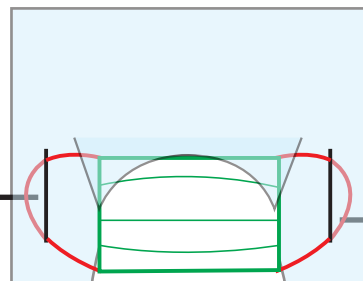
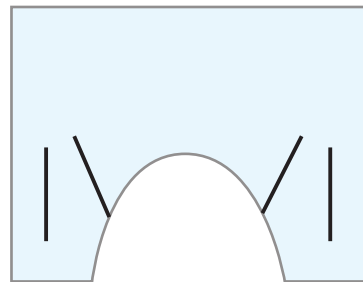
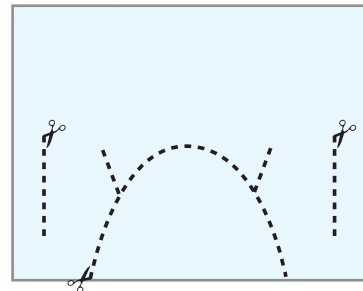
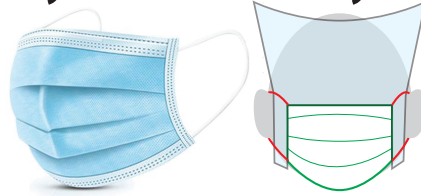


angling the slits may be helpful.




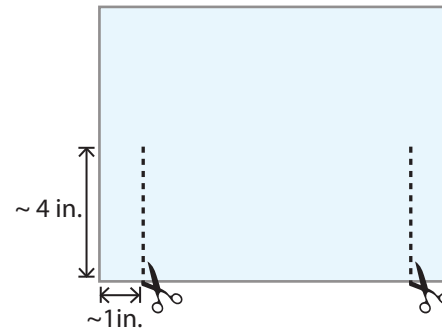
Feed mask loops through slits.  
Mask worn INSIDE shield.

## Surgical Mask eye shield only

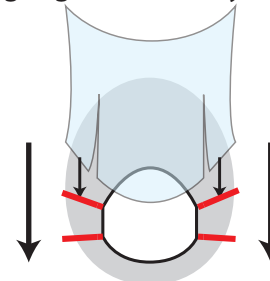


Feed mask loops through slits.  
Center section tucks into mask.

## N95 Mask full face shield

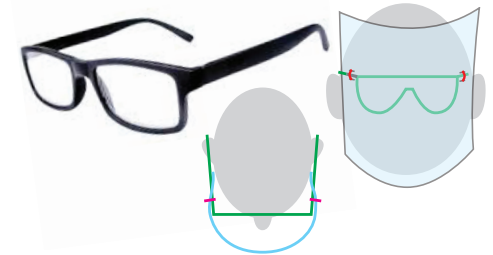


angling the slits may be helpful.



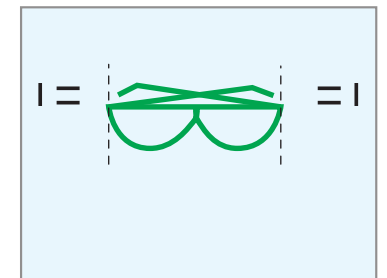
Tuck side flaps into straps.  
Mask worn INSIDE shield.

## Glasses/Goggles full face shield

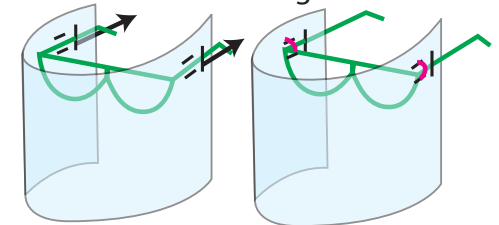


### x2 ties - anything for fastening:

- zip ties
- string
- wire twist ties
- elastic bands
- tape
- paper clips



Holes are farther apart  
than width of glasses.



Slide arms of glasses through  
outermost slits and secure with ties.  
Glasses worn INSIDE shield.

\*Suggestion for health care workers with no other options. This idea has not been extensively tested and we provide no guarantee or assurance of protection or performance.

Visit <https://nycmakesppe.com/fast-face-shield.html>  
for more instructions and videos  
of the process, OR scan this QR code:

